

MOBI CHAIR BEACH WHEELCHAIR – SAFETY PROCEDURES

Overview

The **Mobi-Chair** beach wheelchair is designed for use on the beach (on hard or soft sand), in low water, and on grass or surfaced footpaths.

The **Mobi-Chair** beach wheelchair is to **ONLY** be used at **Toowoon Bay Beach**.

The chair is **not designed to be totally submerged in water**, however, it is able to go in **low** water **WITH SUPPORT PEOPLE TO AID FLOATING**. **Water level should not exceed waist height of the support people**. **The wheelchair is not to be used in deep water** and **ONLY** between the flags as patrolled by Toowoon Bay SLSC.

The Mobi-Chair is not an independent chair, therefore please ensure you have the right level of support to transfer and push the beach wheelchair. When entering the water to float, it is required that **TWO** support people are present.

The Mobi-Chair is not intended for areas with currents or strong waves.

There is **NO** hoist available at Toowoon Bay Beach.

It is important to be prepared before you head out in the beach wheelchair. **Please read this document in full, including the Safety Procedures Checklist prior to using the wheelchair.**

If you have any questions about using the beach wheelchair, please contact TBSLSC Office Monday to Thursday 10am – 3pm on 02 43322411 or by emailing admin@tbslsc.com.au.

BEFORE USE:

- Check the weather for incoming tides as well as the strength of the waves, wind strength, storms and heat prior to hiring the wheelchair. The volunteers at Toowoon Bay SLSC (weekends and public holidays) and Council Lifeguards (weekdays) will be able to provide you with helpful information about weather conditions.
- Ensure walkway/routes to be taken are clear of hazards.
- Visually inspect seating, tyres and moving parts for possible damage.
- Ensure the support person(s) stabilise the wheelchair so that it will not move when a person is being seated.



- If possible, get another person to hold the handles of the wheelchair so that it will not move when a person is being seated. If this is not possible, then stand behind the chair and hold the handles yourself.
- If you are not experienced in lifting, it may be useful to approach a local rehabilitation centre, hospital or physiotherapist regarding training for transferring and lifting.
- Please ensure you have the right level of support to transfer and push the beach wheelchair.
- There is currently NO hoist available at Toowoon Bay Beach.

DURING USE:

- The wheelchair has been designed to be used on dry sand and wet sand at the water's edge and to float in shallow water levels up to waist height of the support person (s), in still water conditions.
- The Mobi-Chair will begin to float as the water level reaches half way up the balloon tyres. At this point the user will notice a small tilt backwards as the chair transitions into the floating position.
- When entering waist height waters to float, it is required that two assistants are present. It is important the tide and waves are monitored throughout the period of use.
- The wheelchair is **NOT** to be used in deep water beyond waist height of the support persons.
- Do not exceed maximum recommended loading of 150kg.
- It is recommended that the user securely fastens all harnesses to ensure safe and stable positioning. The harness can easily be adjusted in length to create a suitable fit.
- The backrest angle can be adjusted into three positions by pulling the looped chain located at the back of the chair behind the backrest.
- Do not leave a person unattended when in the wheelchair.
- When parking, find a level surface to park on.
- Gradients steeper than a standard ramp rise are not recommended unless two people are assisting with pushing the chair. It is recommended one assistant pulls using the tow rope at the front, whilst the second assistant pushes from behind.
- Ensure heavy items are not placed on the back of the wheelchair.
- Always keep the passenger informed about what you are intending to do (turning, entering water, crossing road etc)
- The wheelchair must not be propelled by towing behind a motor vehicle, kite or other means, other than being pushed by an assistant.
- The wheelchair is not designed for self propelling (independent use) and must be supervised and pushed by a responsible assistant.
- When in water, the use of the safety belt is recommended, depending on the passengers understanding of their capacity to move around freely. If a passenger experiences unsteadiness (such as with epilepsy), the seat belt should be used.
- Always use the safety belt when using the chair on dry land, including soft and hard sand. If a passenger experiences unsteadiness (such as epilepsy), the seat belt should be used at all times.
- The wheelchair is not to be removed from Toowoon Bay Beach.

AFTER USE:










- Where possible, the hirer should use a shower or hose to clean down the chair before returning to **Toowoon Bay SLSC**.
- And safety, mechanical or accessibility concerns with the use of the beach wheelchairs should be reported immediately to **Toowoon Bay SLSC**.

We welcome any feedback on your experience and use. Please provide feedback directly to the staff at Toowoon Bay SLSC Inclusion Team by emailing toowoonaccessiblebeach@tbslsc.com.au. Please view our webpage for updates www.toowoonsurfclub.com.au/accessible-beach-facilities/ or leave a message on our FB page – www.facebook.com/toowoonbayslsc/

For more information on accessible beaches Australia wide, please visit: www.accessiblebeaches.com

Safety procedure checklist for user to complete *prior* to use of the Mobi-Chair wheelchair

Have you:

-  Read and understood the wheelchair safety procedures?
-  Been provided with a demonstration on how to use the wheelchair?
-  Checked back rest adjustment, seat belt harness?
-  Noted the low water instructions?
-  You have TWO assistants if entering the water to float?
-  Checked weather conditions such as wind strength, incoming tides, possible storms, heat?
-  Checked Toowoon Bay SLSC Lifesavers are in operation and the beach is open?
-  Provided an approximate time to return the beach wheelchair?
-  Please note the contact number of Toowoon Bay SLSC in case of unexpected issues or emergency is: 02 43322411

Name of Hirer: _____ Signature: _____

Representative from Toowoon Bay SLSC: _____

Signature: _____ Date: _____