

SANDCRUISER/FREEWHEELER BEACH WHEELCHAIR – SAFETY PROCEDURES

Overview

The **Sandcruiser/Freewheeler** beach wheelchair is designed for use on the beach (on hard or soft sand), in low water, and on grass or surfaced footpaths.

The **Sandcruiser/Freewheeler** beach wheelchair is to **ONLY** be used at **Toowoon Bay Beach**.

The chair is **not designed to be submerged in water**, however, it is able to go in **low** water. Water depth should not exceed the centre of the rear wheel. The wheelchair is not designed to float, therefore is not to be used in deep water and only between the flags as patrolled by Toowoon Bay SLSC.

The Sandcruiser/Freewheeler is not an independent chair, therefore please ensure you have the right level of support to transfer and push the beach wheelchair.

It is important to be prepared before you head out in the beach wheelchair.

Please read this document in full, including the Safety Procedures Checklist prior to using the wheelchair.

If you have any questions about using the beach wheelchair, please contact TBSLSC Office Monday to Thursday 10am – 3pm on 02 43322411 or by emailing admin@tblsc.com.au.



BEFORE USE:

- Check the weather for incoming tides as well as the strength of the waves, wind strength, storms and heat prior to hiring the wheelchair. The volunteers at Toowoon Bay SLSC (weekends and public holidays) and Council Lifeguards (weekdays) will be able to provide you with helpful information about weather conditions.
- Ensure walkway/routes to be taken are clear of hazards.
- Visually inspect seating, tyres and moving parts for possible damage.
- Ensure the foot rest is lowered and the parking brake is activated prior to a person being seated.
- If possible, get another person to hold the handles of the wheelchair so that it will not move when a person is being seated. If this is not possible, then stand behind the chair and hold the handles yourself.
- If you are not experienced in lifting, it may be useful to approach a local rehabilitation centre, hospital or physiotherapist regarding training for transferring and lifting.
- Please ensure you have the right level of support to transfer and push the beach wheelchair.

DURING USE:

- The wheelchair has been designed to be used on dry sand and wet sand at the water's edge.
- The wheelchair is **stable in low water levels, up to the centre of the rear wheels in still water conditions.**
- The wheelchair is **NOT** to be used in deep water.
- Do not exceed maximum recommended loading of 120kg.
- Do not leave a person unattended when in the wheelchair.
- When parking, find a level surface and ensure the parking brake is securely locked down.
- Gradients steeper than a standard ramp rise are not recommended unless two people are assisting with pushing the chair.
- In dry, soft sand, it is often easier to pull the chair backwards rather than to push it forwards. Two people are recommended to pull the chair backwards through the sand or up a slope.
- Ensure heavy items are not placed on the back of the wheelchair or the handles.
- Always keep the passenger informed about what you are intending to do (turning, entering water, crossing road etc)
- The wheelchair must not be propelled by towing behind a motor vehicle, kite or other means, other than being pushed by an assistant.
- The wheelchair is not designed for self propelling (independent use) and must be supervised and pushed by a responsible assistant.
- The wheelchair has balloon tyres which have a tendency to float, depending on weight being carried, however, will become unstable once the chair and the passenger become buoyant. Given this, the water depth should not exceed the centre of the rear wheel. At all times in the water, an assistant must be present to push the wheelchair and to ensure its stability in the water.
- When in low water, the use of the safety belt is recommended, depending on the passengers understanding of their capacity to move around freely. If a passenger experiences unsteadiness (such as with epilepsy), the seat belt should be used at all times.
- Always use the safety belt when using the chair on dry land, including soft and hard sand. If a passenger experiences unsteadiness (such as epilepsy), the seat belt should be used at all times.
- The wheelchair is not to be removed from Toowoon Bay Beach.

AFTER USE:











- Ensure seat and foot rests are in the correct position and wheel brakes prior to a person exiting the wheelchair.
- Where possible, the hirer should use a shower or hose to clean down the chair before returning to **Toowoon Bay SLSC.**
- And safety, mechanical or accessibility concerns with the use of the beach wheelchairs should be reported immediately to **Toowoon Bay SLSC.**

We welcome any feedback on your experience and use. Please provide feedback directly to the staff at Toowoon Bay SLSC Inclusion Team by emailing toowoonaccessiblebeach@tbslsc.com.au. Please view our webpage for updates www.toowoonsurfclub.com.au/accessible-beach-facilities/ or leave a message on our FB page – www.facebook.com/toowoonbayslsc/

For more information on accessible beaches Australia wide, please visit: www.accessiblebeaches.com

**Safety procedure checklist for user to complete *prior* to use of the
Sandcruiser/Freewheeler wheelchair**

Have you:

-  Read and understood the wheelchair safety procedures?
-  Been provided with a demonstration on how to use the wheelchair?
-  Checked park brake release and park brake engage?
-  Checked how to adjust arm and foot rest?
-  Checked back rest adjustment and seat belt harness?
-  Noted the low water instructions?
-  Checked weather conditions such as wind strength, incoming tides, possible storms, heat?
-  Checked Toowoan Bay SLSC Lifesavers are in operation and the beach is open?
-  Provided an approximate time to return the beach wheelchair?
-  Please note the contact number of Toowoan Bay SLSC in case of unexpected issues or emergency is: **02 43322411**

Name of Hirer: _____ Signature: _____

Representative from Toowoan Bay SLSC: _____

Signature: _____ Date: _____

